

B1800 KHALA

Design: Makio Hasuike

Makio Hasuike ha voluto interpretare l'ottone, materiale predominante negli accessori della serie, alleggerendone gli spessori ed il volume, per giungere all'essenzialità del segno. Design di sintesi, quindi sinonimo di contenuti semplici ma capaci di evocare emozioni.

Ogni accessorio della serie Khala é un pezzo fuso unico e gli sbalzi asimmetrici nei supporti degli accessori creano leggerezza e fluidità.

Una collezione di oggetti di arredamento di grande personalità e forte valenza semantica.

By reducing the proportions and mass of the accessories, Makio Hasuike has redefined the use of brass, the core material of this "essential" collection. Simple and abstract designs, but with a strength of character that evokes an emotional response. Each accessory of the Khala range is cast as one piece, in an asymmetrical style which gives delicate and flowing lines. A collection of bathroom furnishings with a strong and distinctive personality.




Khala

Design: Makio Hasuike



Quando si tratta di dare forma ad un oggetto,
ci si confronta con il tema della responsabilità.

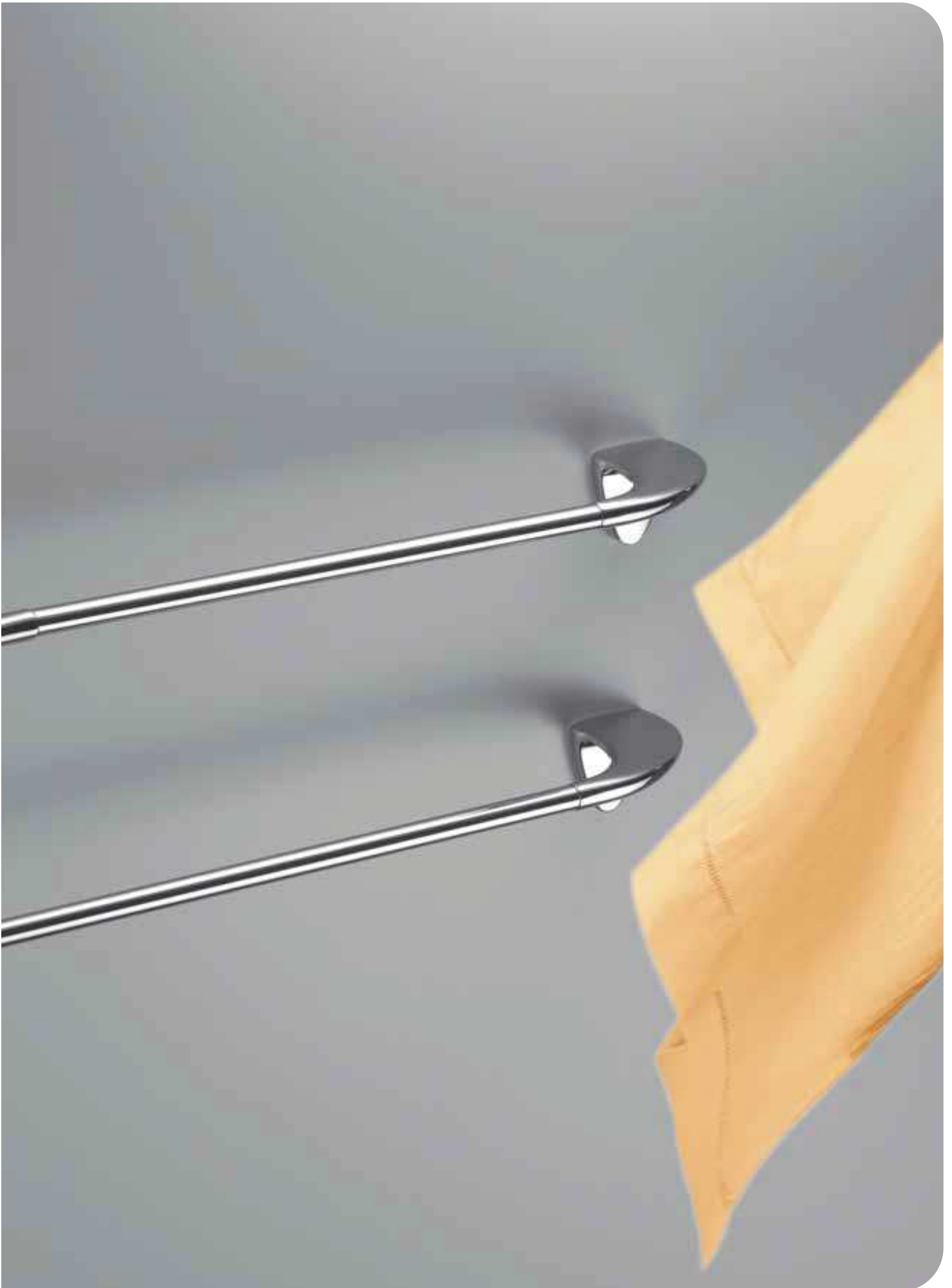
When it comes to giving shape to an object,
you are confronted with the issue of responsibility.



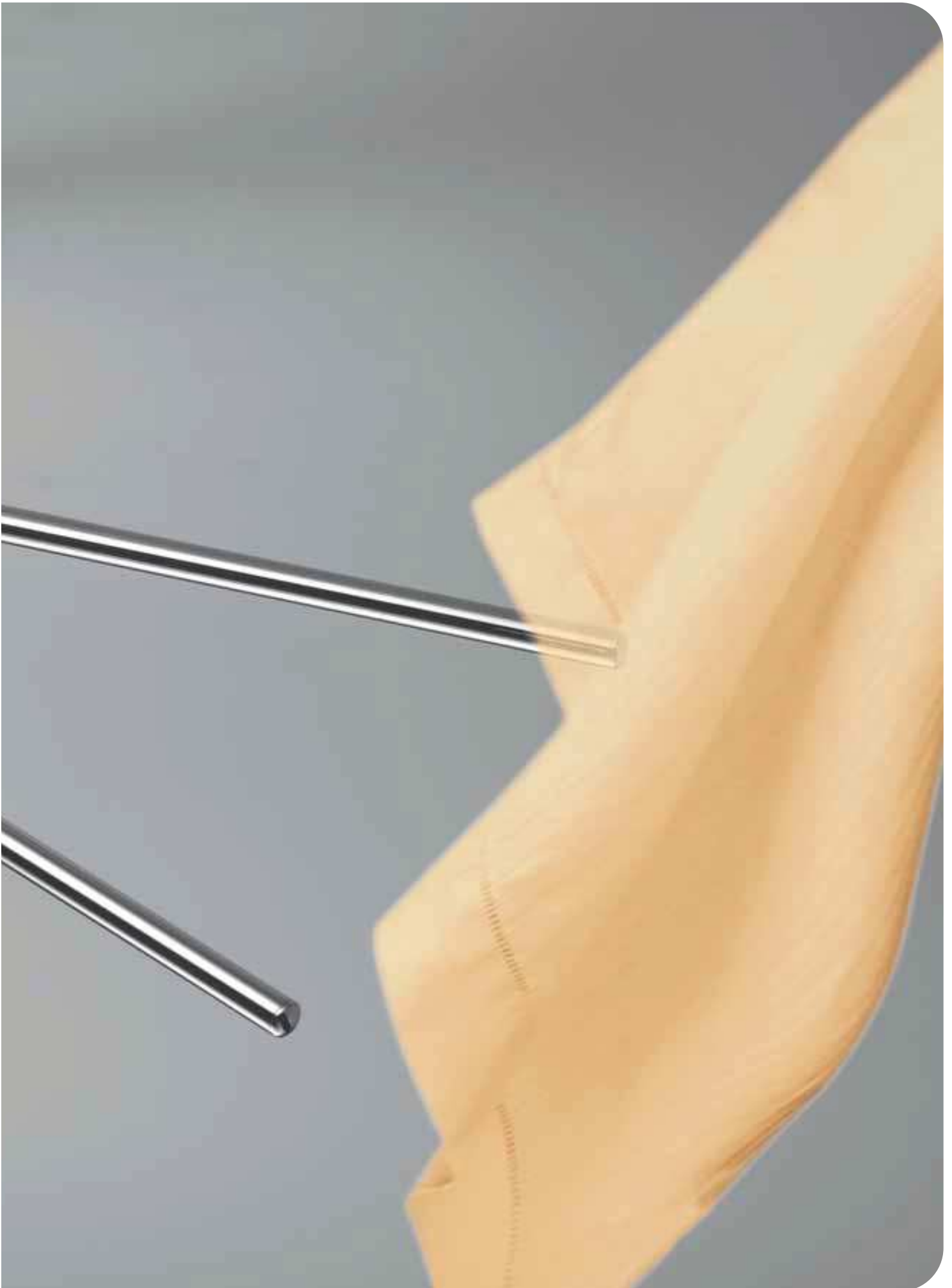




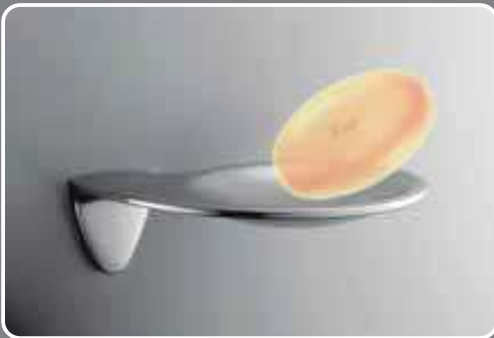












Khala



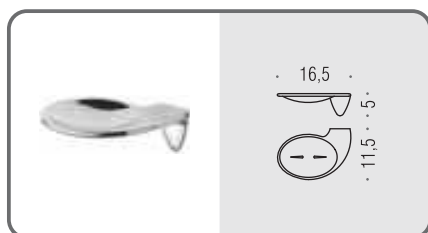
KHALA

Design: Makio Hasuike



Materiale: Ottone / Cromall®
Material: Brass / Cromall®

- Finitura: Cromo
Finish: Chrome
- Complemento: Vetro acidato naturale
Complement: Natural acid glass



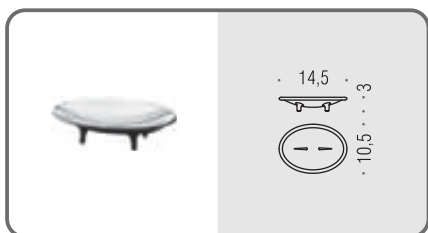
B1801
Porta sapone
Soap dish holder



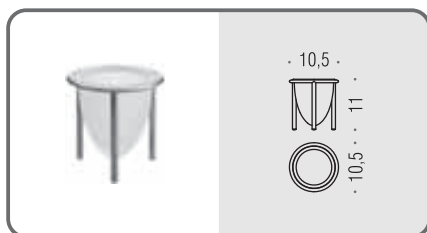
B1802
Porta bicchiere
Glass holder



B9303
Spandisapone (L 0,35)
Soap dispenser



B1840
Porta sapone d'appoggio
Standing soap dish holder



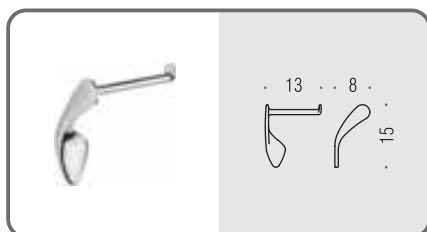
B1841
Porta bicchiere d'appoggio
Standing glass holder



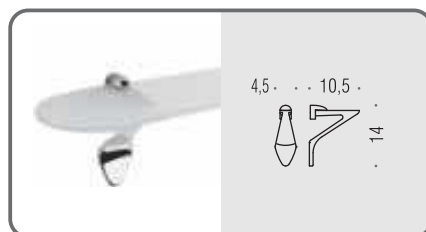
B9304
Spandisapone (L 0,35) d'appoggio
Standing soap dispenser



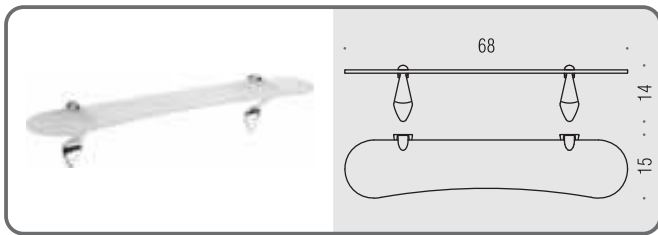
MH17
Appenditutto
Hook



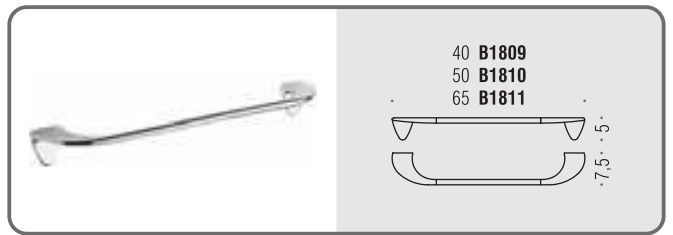
B1808
Porta rotolo
Paper holder



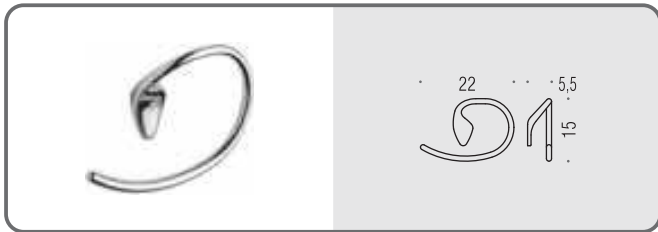
B18PZ
Reggimensola regolabile 4-10 mm
Adjustable shelf holder(4-10 mm)



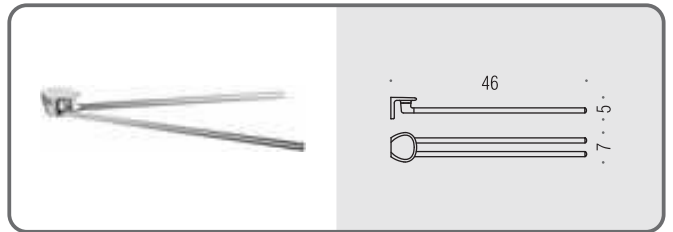
B1816 ○○
Mensola
 Shelf



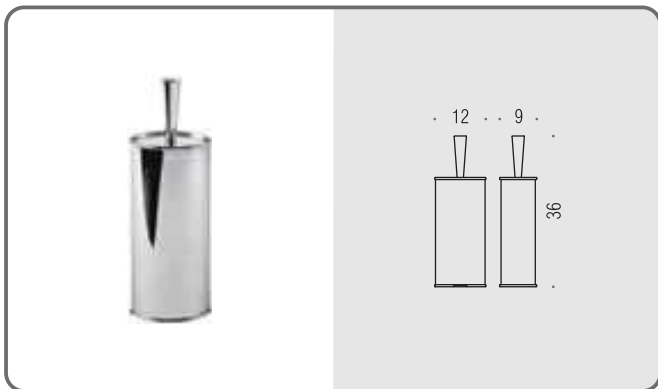
B1809 - B1810 - B1811 ○
Porta salvietta
 Towel holder



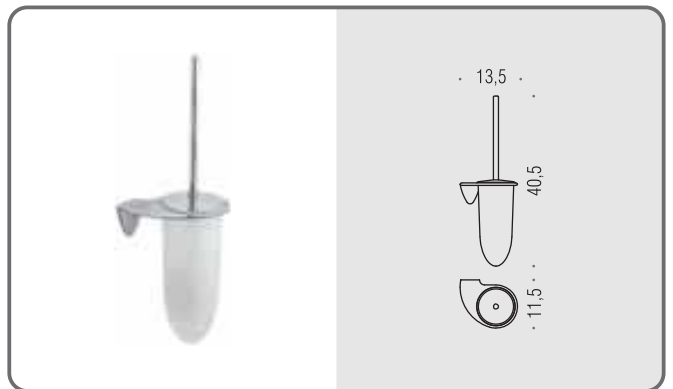
B1831 ○
Porta salvietta ad anello
 Ring towel holder



B1813 ○
Porta salvietta doppio a snodo
 Double bar towel holder



B9405 ○
Porta scopino d'appoggio
 Standing brush holder



B1807 ○○
Porta scopino
 Hanging brush holder